







MOZART ZERO H6

GAMMA GENERATION HORIZONTAL SINGLE LINE WIRE ENAMELLING MACHINE FOR COPPER AND ALUMINIUM WIRE.

DIMENSION RANGE

	MOZART ZERO H6/2-2/24 D
	MOZART ZERO H6/4-4/24 D
	MOZART ZERO H6/6-6/24 D
	MOZART ZERO H6/1-2/48 D
	MOZART ZERO H6/2-2/48 D
	MOZART ZERO H6/3-6/48 D

• Number of lines □ Number of ovens D = dies

COPPER: 0.5 – 1.2 mm / awg 24 – 16.5
ALUMINIUM: 0.85 – 2.0 mm / awg 19.5 – 12

TECHNICAL DATA FOR COPPER

PRODUCTION DATA	
Speed range	0 – 450 m/min.
Sizes of finished wire reels	max. 630 mm
Max. inlet diameter	2.4 mm
RATED POWER for 2 lines*	
Total rated power	196 kW (thermal and motive)
MECHANICAL	
Max. number of enamel passes	max. 24 (up to 3 enamels) 48 selfbond
Oven-length	9.7 m
Annealer-length	9.9 + 6.4 m
Machine width (2 lines)	1.7 m
Machine length (excl. spooler, pay-off, drawing mc)	20 m

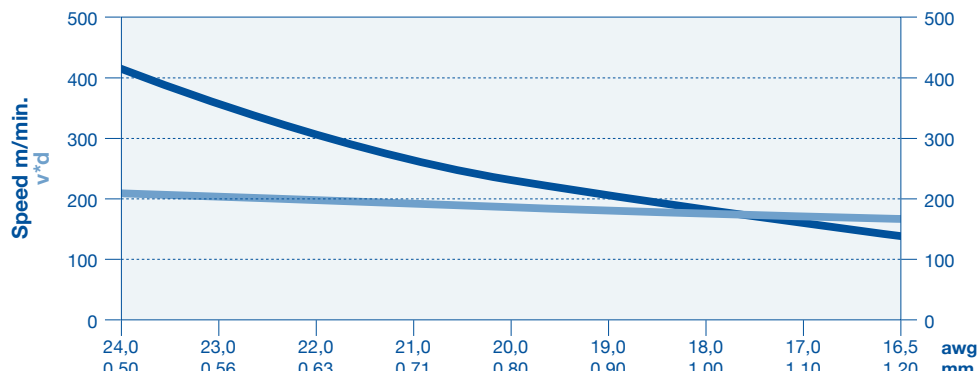
* not valid for SB-machines

HORIZONTAL SINGLE LINE COPPER WIRE ENAMELLING MACHINE

OUTPUT-TABLE

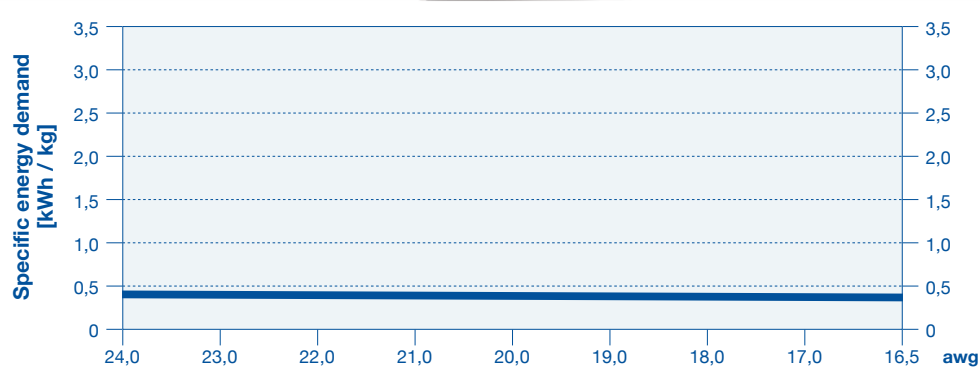
Diameter		PEI		PU		2 lines		4 lines		6 lines	
d	awg	v	v x d	v	v x d	PEI	PU	PEI	PU	PEI	PU
[mm]		[m/min]	[m/min x mm]	[m/min]	[mm x m/min]	[kg/24h]	[kg/24h]	[kg/24h]	[kg/24h]	[kg/24h]	[kg/24h]
0,50	24,0	416	208	424	212	2098	2139	4197	4277	6295	6416
0,56	23,0	364	204	371	208	2303	2351	4606	4701	6909	7052
0,63	22,0	317	200	322	203	2539	2576	5077	5153	7616	7729
0,71	21,0	274	195	279	198	2787	2833	5574	5666	8361	8498
0,80	20,0	236	189	240	192	3047	3102	6095	6204	9142	9306
0,90	19,0	203	183	207	186	3318	3378	6635	6756	9953	10133
1,00	18,0	176	176	180	180	3551	3629	7102	7258	10653	10886
1,10	17,0	155	171	158	174	3784	3856	7568	7712	11352	11567
1,20	16,5	137	164	139	166	3980	4029	7961	8059	11941	12088

PERFORMANCE DATA*



* values for grade 2 application (G2) are approx. 5% lower
 * values for PEI overcoat are approx. 5% lower than for PU
 * values for NY overcoat are approx. 5% lower than for PU
 * final production quality according to IEC/NEMA standard
 * depending on suitable production materials and conditions

POWER CONSUMPTION*



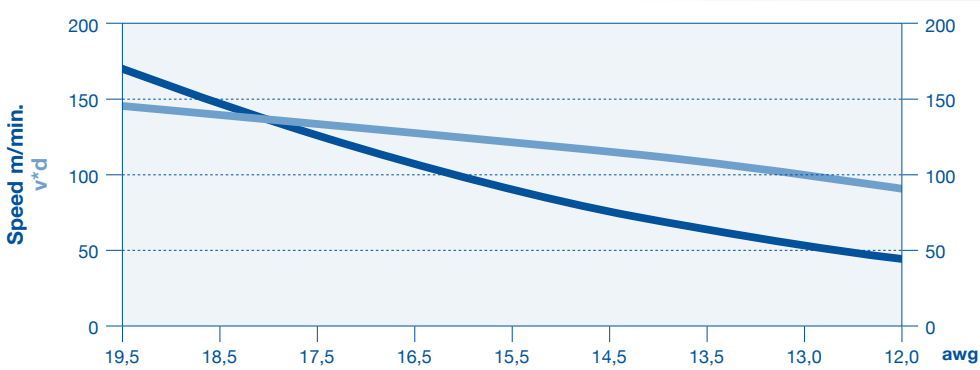
* values are valid for G2 and 26°C ambient temperature, using PEI basecoat with 40% SC and PAI overcoat
 * performance data (vxd) used are in accordance with the output table based on tangent delta values specified by the enamel supplier
 The information given is correct to the best of our knowledge. It is offered in good faith but without guarantee in the legal sense.

HORIZONTAL SINGLE LINE ALUMINIUM WIRE ENAMELLING MACHINE

OUTPUT-TABLE

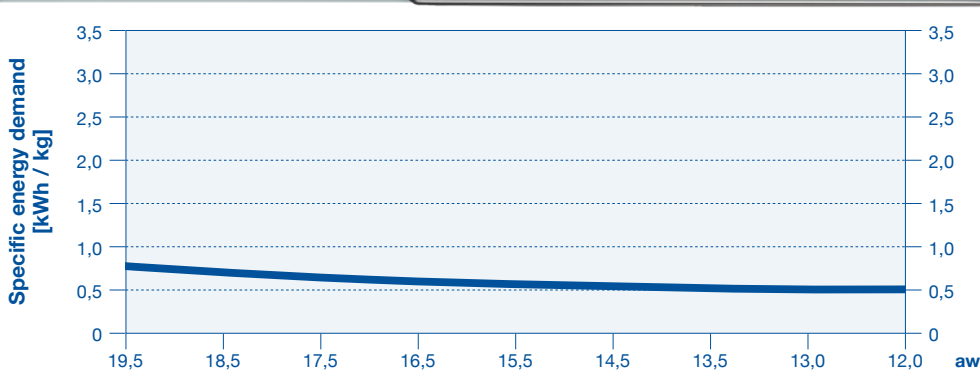
Diameter		PEI		PU		2 lines		4 lines		6 lines	
d	awg	v	v x d	v	v x d	PEI	PU	PEI	PU	PEI	PU
[mm]		[m/min]	[m/min x mm]	[m/min]	[mm x m/min]	[kg/24h]	[kg/24h]	[kg/24h]	[kg/24h]	[kg/24h]	[kg/24h]
0,85	19,5	171	146	180	153	824	865	1648	1730	2472	2595
0,95	18,5	148	141	156	148	890	934	1780	1869	2669	2803
1,06	17,5	128	136	135	143	958	1006	1916	2012	2875	3018
1,18	16,5	110	130	115	136	1017	1068	2034	2136	3052	3204
1,32	15,5	93	123	98	129	1083	1137	2165	2273	3248	3410
1,50	14,5	77	116	81	122	1160	1218	2321	2437	3481	3655
1,70	13,5	64	109	67	115	1236	1298	2472	2595	3707	3893
1,80	13,0	56	102	59	107	1216	1277	2432	2554	3649	3831
2,00	12,0	47	93	49	98	1240	1301	2479	2603	3719	3904

PERFORMANCE DATA*



* values for grade 2 application (G2) are approx. 5% lower
 * values for PEI overcoat are approx. 5% lower than for PU
 * values for NY overcoat are approx. 5% lower than for PU
 * final production quality according to IEC/NEMA standard
 * depending on suitable production materials and conditions

POWER CONSUMPTION*









* values are valid for G2 and 26°C ambient temperature, using PEI basecoat with 40% SC and PAI overcoat
 * performance data (vxd) used are in accordance with the output table based on tangent delta values specified by the enamel supplier
 The information given is correct to the best of our knowledge. It is offered in good faith but without guarantee in the legal sense.

MOZART ZERO H6

GAMMA GENERATION HORIZONTAL SINGLE LINE WIRE ENAMELLING MACHINE FOR COPPER AND ALUMINIUM WIRE.

DIMENSION RANGE

	MOZART ZERO H6/2-2/24 D
	MOZART ZERO H6/4-4/24 D
	MOZART ZERO H6/6-6/24 D
	MOZART ZERO H6/1-2/48 D
	MOZART ZERO H6/2-4/48 D
	MOZART ZERO H6/3-6/48 D

• Number of lines □ Number of ovens D = dies

COPPER: 0.5 – 1.2 mm / awg 24 – 16.5
ALUMINIUM: 0.85 – 2.0 mm / awg 19.5 – 12

TECHNICAL DATA FOR COPPER

PRODUCTION DATA	
Speed range	0 – 450 m/min.
Sizes of finished wire reels	max. 630 mm
Max. inlet diameter	2.4 mm
RATED POWER for 2 lines*	
Total rated power	196 kW (thermal and motive)
MECHANICAL	
Max. number of enamel passes	max. 24 (up to 3 enamels) 48 selfbond
Oven-length	9.7 m
Annealer-length	9.9 + 6.4 m
Machine width (2 lines)	1.7 m
Machine length (excl. spooler, pay-off, drawing mc)	20 m

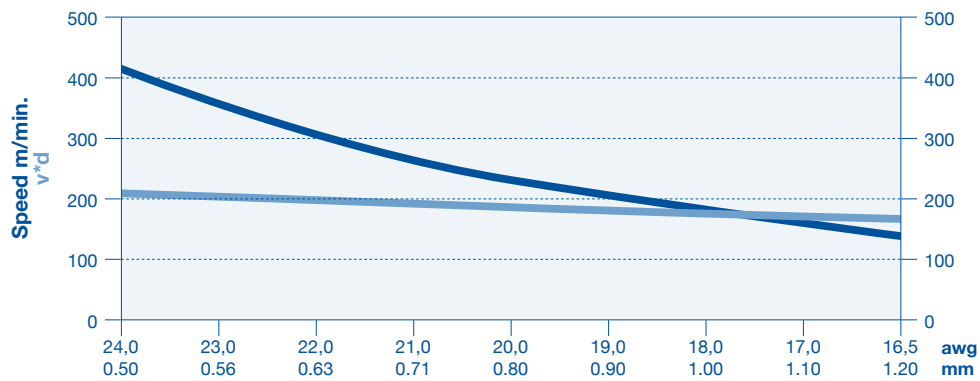
* not valid for SB-machines

HORIZONTAL SINGLE LINE COPPER WIRE ENAMELLING MACHINE

OUTPUT-TABLE

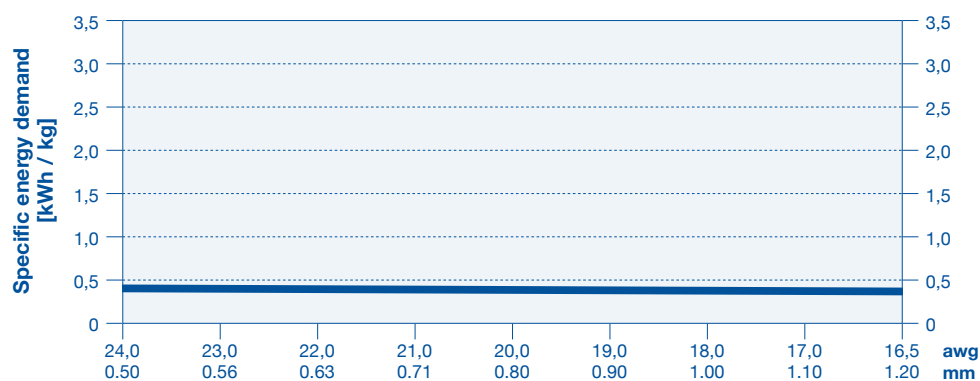
Diameter		PEI		PU		2 lines		4 lines		6 lines	
d	awg	v	v x d	v	v x d	PEI	PU	PEI	PU	PEI	PU
[mm]		[m/min]	[m/min x mm]	[m/min]	[mm x m/min]	[kg/24h]	[kg/24h]	[kg/24h]	[kg/24h]	[kg/24h]	[kg/24h]
0,50	24,0	416	208	424	212	2098	2139	4197	4277	6295	6416
0,56	23,0	364	204	371	208	2303	2351	4606	4701	6909	7052
0,63	22,0	317	200	322	203	2539	2576	5077	5153	7616	7729
0,71	21,0	274	195	279	198	2787	2833	5574	5666	8361	8498
0,80	20,0	236	189	240	192	3047	3102	6095	6204	9142	9306
0,90	19,0	203	183	207	186	3318	3378	6635	6756	9953	10133
1,00	18,0	176	176	180	180	3551	3629	7102	7258	10653	10886
1,10	17,0	155	171	158	174	3784	3856	7568	7712	11352	11567
1,20	16,5	137	164	139	166	3980	4029	7961	8059	11941	12088

PERFORMANCE DATA*



* values for grade 2 application (G2) are approx. 5% lower
 * values for PEI overcoat are approx. 5% lower than for PU
 * values for NY overcoat are approx. 5% lower than for PU
 * final production quality according to IEC/NEMA standard
 * depending on suitable production materials and conditions

POWER CONSUMPTION*



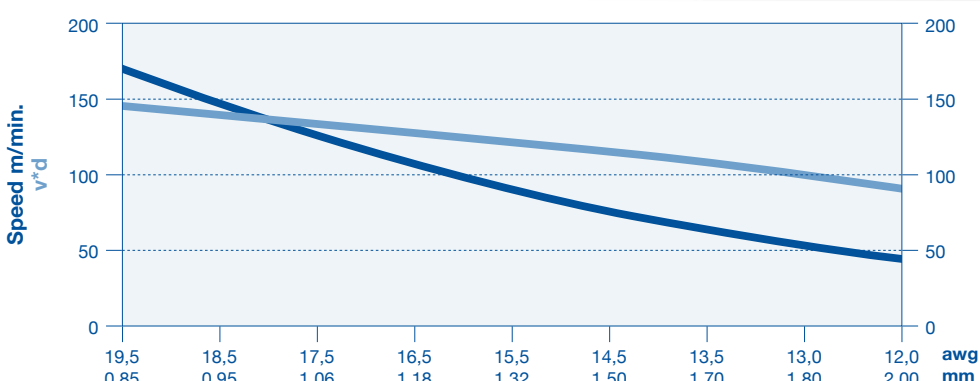
* values are valid for G2 and 26°C ambient temperature, using PEI basecoat with 40% SC and PAI overcoat
 * performance data (vxd) used are in accordance with the output table based on tangent delta values specified by the enamel supplier
 The information given is correct to the best of our knowledge. It is offered in good faith but without guarantee in the legal sense.

HORIZONTAL SINGLE LINE ALUMINIUM WIRE ENAMELLING MACHINE

OUTPUT-TABLE

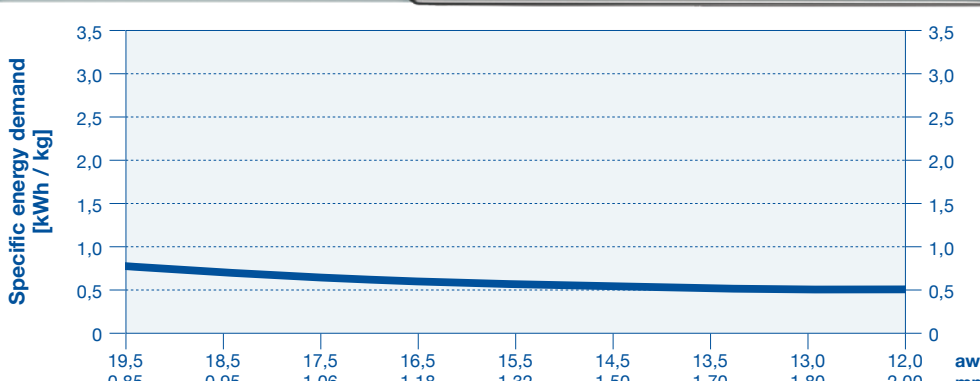
Diameter		PEI		PU		2 lines		4 lines		6 lines	
d	awg	v	v x d	v	v x d	PEI	PU	PEI	PU	PEI	PU
[mm]		[m/min]	[m/min x mm]	[m/min]	[mm x m/min]	[kg/24h]	[kg/24h]	[kg/24h]	[kg/24h]	[kg/24h]	[kg/24h]
0,85	19,5	171	146	180	153	824	865	1648	1730	2472	2595
0,95	18,5	148	141	156	148	890	934	1780	1869	2669	2803
1,06	17,5	128	136	135	143	958	1006	1916	2012	2875	3018
1,18	16,5	110	130	115	136	1017	1068	2034	2136	3052	3204
1,32	15,5	93	123	98	129	1083	1137	2165	2273	3248	3410
1,50	14,5	77	116	81	122	1160	1218	2321	2437	3481	3655
1,70	13,5	64	109	67	115	1236	1298	2472	2595	3707	3893
1,80	13,0	56	102	59	107	1216	1277	2432	2554	3649	3831
2,00	12,0	47	93	49	98	1240	1301	2479	2603	3719	3904

PERFORMANCE DATA*



* values for grade 2 application (G2) are approx. 5% lower
 * values for PEI overcoat are approx. 5% lower than for PU
 * values for NY overcoat are approx. 5% lower than for PU
 * final production quality according to IEC/NEMA standard
 * depending on suitable production materials and conditions

POWER CONSUMPTION*



* values are valid for G2 and 26°C ambient temperature, using PEI basecoat with 40% SC and PAI overcoat
 * performance data (vxd) used are in accordance with the output table based on tangent delta values specified by the enamel supplier
 The information given is correct to the best of our knowledge. It is offered in good faith but without guarantee in the legal sense.