

MOZART ZERO H7

ALPHA GENERATION HORIZONTAL SINGLE LINE WIRE ENAMELLING MACHINE FOR COPPER AND ALUMINIUM WIRE.

DIMENSION RANGE

	MOZART ZERO H7/2-2/24 D
	MOZART ZERO H7/4-4/24 D
	MOZART ZERO H7/1-2/48 D
	MOZART ZERO H7/2-4/48 D

• Number of lines □ Number of ovens D = dies

COPPER: 1.00 – 1.60 mm / awg 18 – 14

ALUMINIUM: 1.50 – 2.00 mm / awg 14.5 – 12

TECHNICAL DATA

PRODUCTION DATA

Speed range 0 - 200 m/min.

Sizes of finished wire reels max. 630 mm

Max. inlet diameter 2.8 mm

RATED POWER for 2 lines*

Total rated power (for 2 lines) 206 kW (thermal and motive)

MECHANICAL

Max. number of enamel passes max. 24 (up to 3 enamels) 48 selfbond

Oven-length 9.7 m

Annealer-length 9.9 + 6.4 m

Machine width (2 lines) 1.7 m

Machine length (excl. spooler, pay-off, drawing mc) 20 m

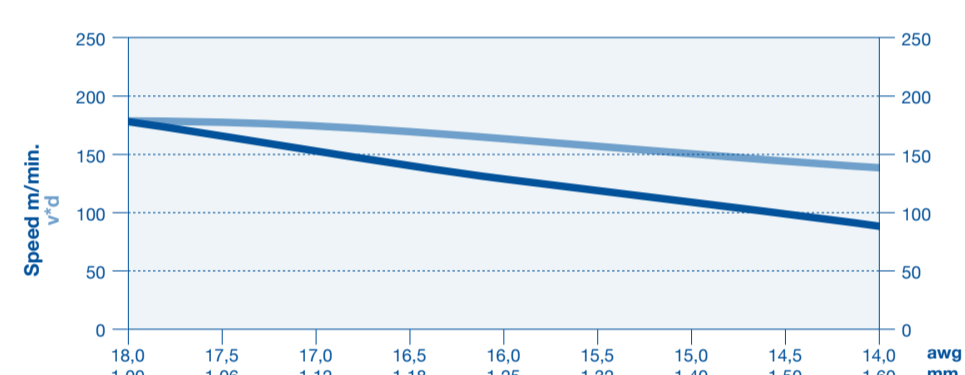
* not valid for SB-machines

HORIZONTAL SINGLE LINE COPPER WIRE ENAMELLING MACHINE

OUTPUT-TABLE

Diameter		PEI		PU		2 lines		4 lines	
d	awg	v	v x d	v	v x d	PEI	PU	PEI	PU
[mm]		[m/min]	[m/min x mm]	[m/min]	[mm x m/min]	[kg/24h]	[kg/24h]	[kg/24h]	[kg/24h]
1,00	18,0	176	176	180	180	3551	3629	7102	7258
1,06	17,5	163	173	166	176	3696	3762	7391	7523
1,12	17,0	151	169	154	172	3820	3889	7640	7777
1,18	16,5	140	165	143	168	3936	4006	7872	8013
1,25	16,0	129	161	131	164	4059	4132	8119	8264
1,32	15,5	119	157	121	159	4170	4245	8341	8490
1,40	15,0	108	152	110	154	4282	4359	8565	8718
1,50	14,5	97	145	99	148	4400	4478	8799	8957
1,60	14,0	87	139	89	142	4492	4572	8984	9144

PERFORMANCE DATA*



* values for grade 2 application (G2) are approx. 5% lower

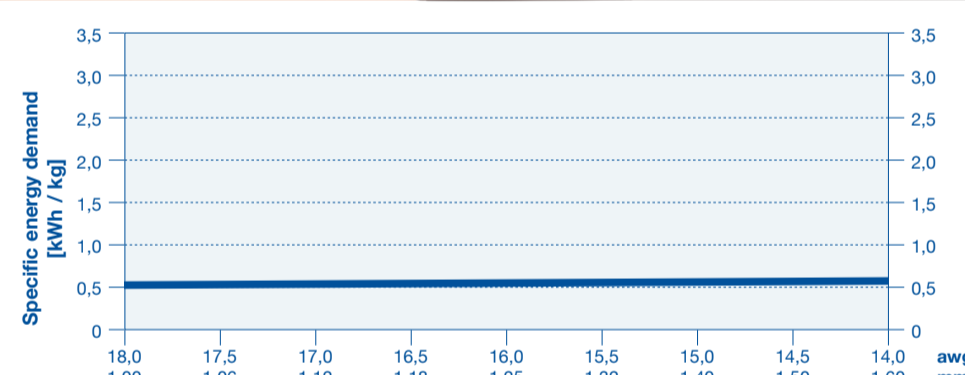
* values for NY overcoat are approx. 5% lower than for PU

* final production quality according to IEC/NEMA standard

* values for PAI overcoat are approx. 5% lower than for PEI

* depending on suitable production materials and conditions

POWER CONSUMPTION*



* values are valid for G2 and 26°C ambient temperature, using PEI basecoat with 40% SC and PAI overcoat

* performance data (vxd) used are in accordance with the output table based on tangent delta values specified by the enamel supplier

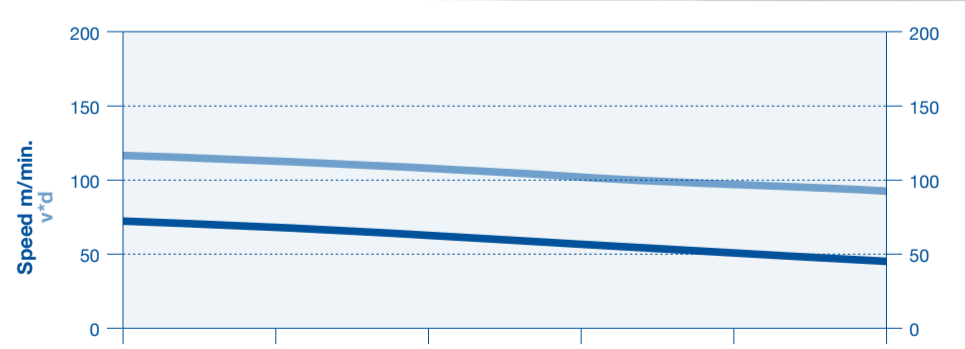
The information given is correct to the best of our knowledge. It is offered in good faith but without guarantee in the legal sense.

HORIZONTAL SINGLE LINE ALUMINIUM WIRE ENAMELLING MACHINE

OUTPUT-TABLE

Diameter		PEI		PU		2 lines		4 lines	
d	awg	v	v x d	v	v x d	PEI	PU	PEI	PU
[mm]		[m/min]	[m/min x mm]	[m/min]	[mm x m/min]	[kg/24h]	[kg/24h]	[kg/24h]	[kg/24h]
1,50	14,5	77	116	81	122	1160	1218	2321	2437
1,60	14,0	70	112	74	118	1193	1261	2386	2522
1,70	13,5	64	109	67	115	1236	1298	2472	2595
1,80	13,0	56	102	59	107	1216	1277	2432	2554
1,90	12,5	51	97	54	103	1226	1298	2451	2595
2,00	12,0	47	93	49	98	1240	1301	2479	2603

PERFORMANCE DATA*



* values for grade 2 application (G2) are approx. 5% lower

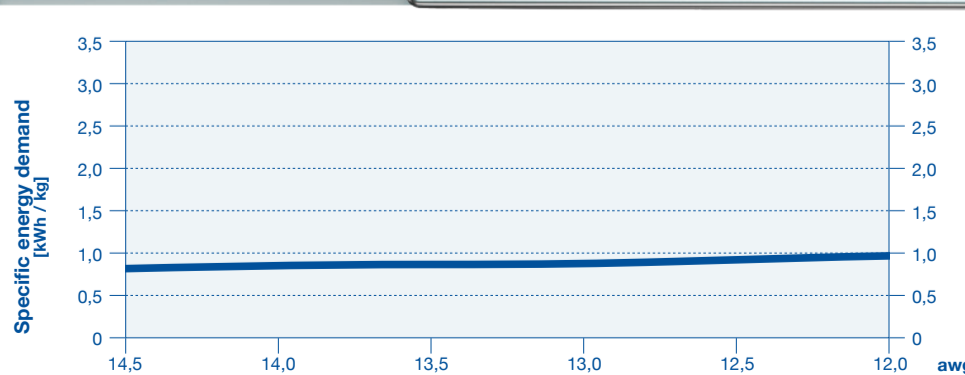
* values for NY overcoat are approx. 5% lower than for PU

* final production quality according to IEC/NEMA standard

* values for PAI overcoat are approx. 5% lower than for PEI

* depending on suitable production materials and conditions

POWER CONSUMPTION*



* values are valid for G2 and 26°C ambient temperature, using PEI basecoat with 40% SC and PAI overcoat

* performance data (vxd) used are in accordance with the output table based on tangent delta values specified by the enamel supplier

The information given is correct to the best of our knowledge. It is offered in good faith but without guarantee in the legal sense.

MOZART ZERO H7

ALPHA GENERATION HORIZONTAL SINGLE LINE WIRE ENAMELLING MACHINE FOR COPPER AND ALUMINIUM WIRE.

DIMENSION RANGE

	MOZART ZERO H7/2-2/24 D
	MOZART ZERO H7/4-4/24 D
	MOZART ZERO H7/1-2/48 D
	MOZART ZERO H7/2-4/48 D

• Number of lines □ Number of ovens D = dies

COPPER: 1.00 – 1.60 mm / awg 18 – 14

ALUMINIUM: 1.50 – 2.00 mm / awg 14.5 – 12

TECHNICAL DATA

PRODUCTION DATA

Speed range	0 - 200 m/min.
Sizes of finished wire reels	max. 630 mm
Max. inlet diameter	2.8 mm

RATED POWER

for 2 lines*	
Total rated power (for 2 lines)	206 kW (thermal and motive)

MECHANICAL

Max. number of enamel passes	max. 24 (up to 3 enamels) 48 selfbond
Oven-length	9.7 m
Annealer-length	9.9 + 6.4 m
Machine width (2 lines)	1.7 m
Machine length (excl. spooler, pay-off, drawing mc)	20 m

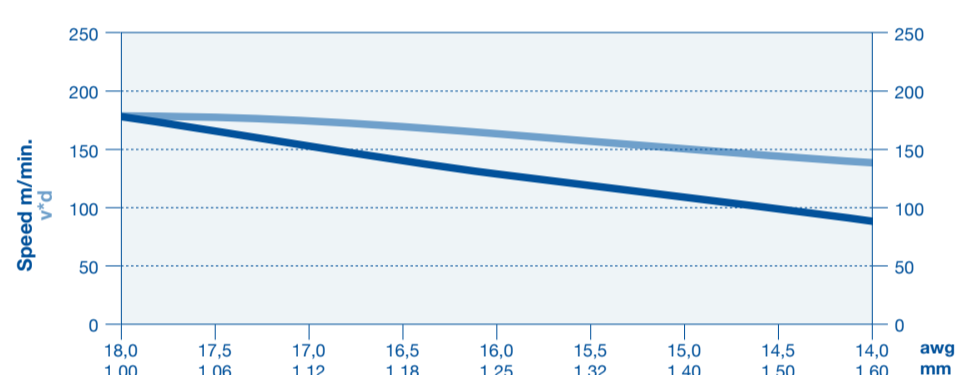
* not valid for SB-machines

HORIZONTAL SINGLE LINE COPPER WIRE ENAMELLING MACHINE

OUTPUT-TABLE

Diameter		PEI		PU		2 lines		4 lines	
d	awg	v	v x d	v	v x d	PEI	PU	PEI	PU
[mm]		[m/min]	[m/min x mm]	[m/min]	[mm x m/min]	[kg/24h]	[kg/24h]	[kg/24h]	[kg/24h]
1,00	18,0	176	176	180	180	3551	3629	7102	7258
1,06	17,5	163	173	166	176	3696	3762	7391	7523
1,12	17,0	151	169	154	172	3820	3889	7640	7777
1,18	16,5	140	165	143	168	3936	4006	7872	8013
1,25	16,0	129	161	131	164	4059	4132	8119	8264
1,32	15,5	119	157	121	159	4170	4245	8341	8490
1,40	15,0	108	152	110	154	4282	4359	8565	8718
1,50	14,5	97	145	99	148	4400	4478	8799	8957
1,60	14,0	87	139	89	142	4492	4572	8984	9144

PERFORMANCE DATA*



* values for grade 2 application (G2) are approx. 5% lower

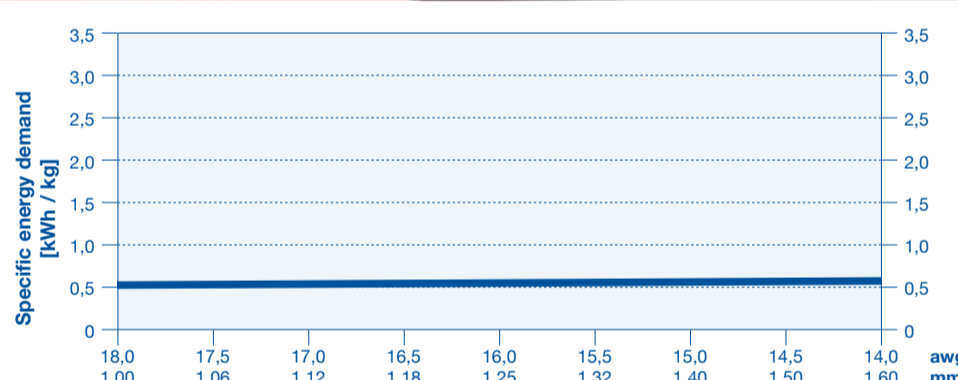
* values for NY overcoat are approx. 5% lower than for PU

* final production quality according to IEC/NEMA standard

* values for PAI overcoat are approx. 5% lower than for PEI

* depending on suitable production materials and conditions

POWER CONSUMPTION*



* values are valid for G2 and 26°C ambient temperature, using PEI basecoat with 40% SC and PAI overcoat

* performance data (vxd) used are in accordance with the output table based on tangent delta values specified by the enamel supplier

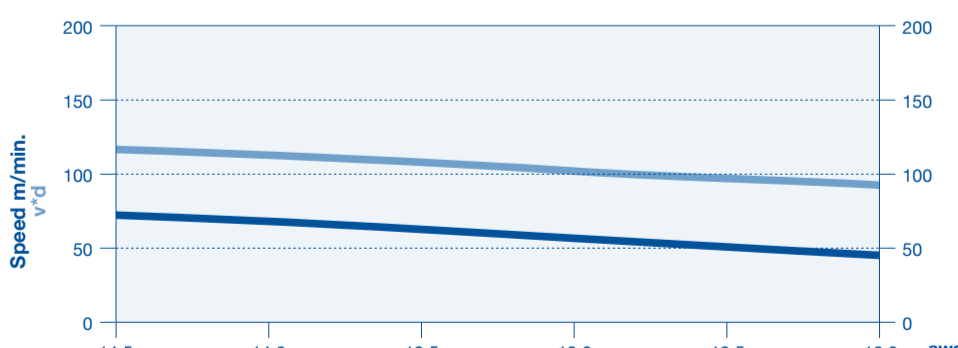
The information given is correct to the best of our knowledge. It is offered in good faith but without guarantee in the legal sense.

HORIZONTAL SINGLE LINE ALUMINIUM WIRE ENAMELLING MACHINE

OUTPUT-TABLE

Diameter		PEI		PU		2 lines		4 lines	
d	awg	v	v x d	v	v x d	PEI	PU	PEI	PU
[mm]		[m/min]	[m/min x mm]	[m/min]	[mm x m/min]	[kg/24h]	[kg/24h]	[kg/24h]	[kg/24h]
1,50	14,5	77	116	81	122	1160	1218	2321	2437
1,60	14,0	70	112	74	118	1193	1261	2386	2522
1,70	13,5	64	109	67	115	1236	1298	2472	2595
1,80	13,0	56	102	59	107	1216	1277	2432	2554
1,90	12,5	51	97	54	103	1226	1298	2451	2595
2,00	12,0	47	93	49	98	1240	1301	2479	2603

PERFORMANCE DATA*



* values for grade 2 application (G2) are approx. 5% lower

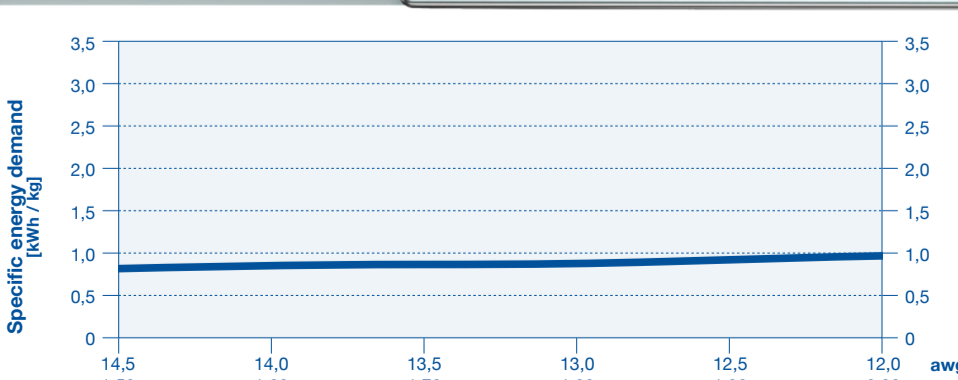
* values for NY overcoat are approx. 5% lower than for PU

* final production quality according to IEC/NEMA standard

* values for PAI overcoat are approx. 5% lower than for PEI

* depending on suitable production materials and conditions

POWER CONSUMPTION*



* values are valid for G2 and 26°C ambient temperature, using PEI basecoat with 40% SC and PAI overcoat

* performance data (vxd) used are in accordance with the output table based on tangent delta values specified by the enamel supplier

The information given is correct to the best of our knowledge. It is offered in good faith but without guarantee in the legal sense.