




HESF 2

HORIZONTAL SINGLE LINE WIRE ENAMELLING MACHINE

DIMENSION RANGE

	HESF2/2-2/35 F
	HESF2/4-4/35 F
	HESF2/2-3/35+15 F

• Number of lines □ Number of ovens F = felt

0.08 – 0.15 mm / awg 40 – 34.5

The horizontal HESF2 enamelling machine is the latest progressive standard of a perfect solution for the production of base and over-coated wires with single line oven system. It works with up to three different enamels with equal baking conditions. The single line concept offers high reliability, efficiency, flexibility and perfect quality. Equipped with semiautomatic string-in.

TECHNICAL DATA

PRODUCTION DATA

Speed range	0 - 1500 m/min.
Sizes of finished wire reels	max. 315 mm
Max. inlet diameter	0.5 mm

RATED POWER

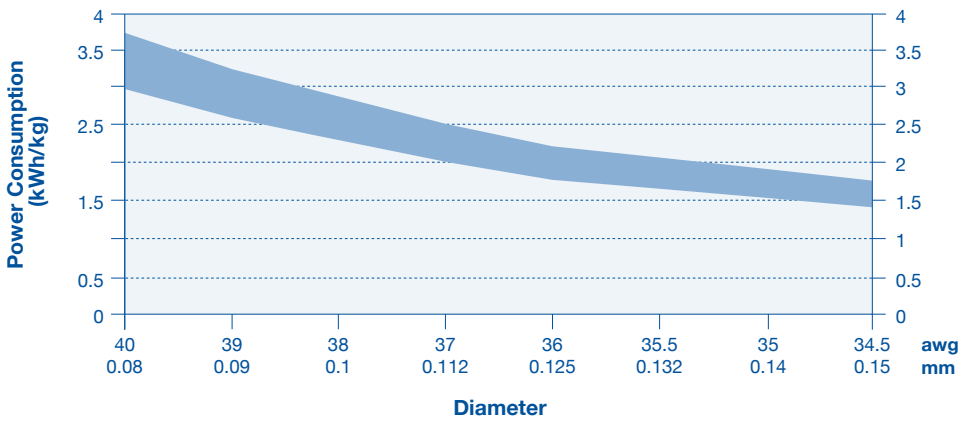
Total rated power	60 kW (thermal and motive)
-------------------	----------------------------

MECHANICAL

Max. number of enamel passes	max. 35 (up to 3 enamels) 50 selfbond
Oven-length	5.8 m
Annealer-length	7.2 m
Machine width max.	2.2 m
Machine length (excl. spooler, pay-off, drawing mc)	11.2 m

* not valid for SB-machines

POWER CONSUMPTION*



* values valid for:
PEI G1, 22% SC, 26°C ambient temperature,
depending on number of enamel tanks, wire
inlet diameter, drawing die sequence, enamel-

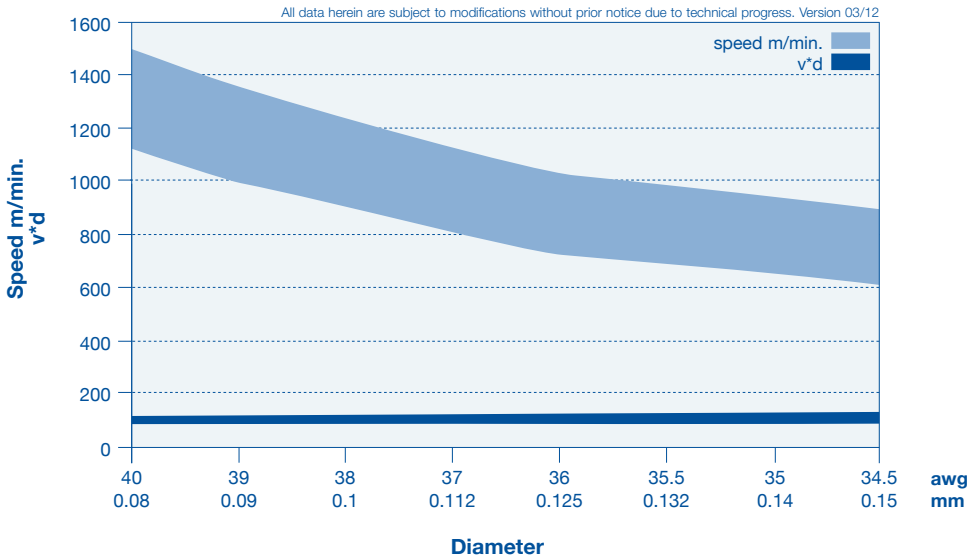
ling die sequence and number of lines.
Performance (VD) of the machine according
MAG Machine-Performance table as well as
based on the Tangent Delta Value of the enamel

supplier of the used standard enamel.
The information given is correct to the best of
our knowledge. It is offered in good faith but
without guarantee in the legal sense.

OUTPUT-TABLE

4 lines			
(diameter)	(diameter)	(kg/24h)	(kg/24h)
mm	awg	PU	PEI
0.08	40	380	290
0.09	39	440	320
0.1	38	500	360
0.112	37	560	410
0.125	36	650	460
0.132	35.5	690	480
0.14	35	740	520
0.15	34.5	810	550

PERFORMANCE DATA*



* values for Grade 2 application are approx.
5% lower
* values for AI Overcoat are approx. 5% lower
than PEI




* values for NY Overcoat are approx. 5% lower
than PU
* depend on suitable production materials and
conditions

* final production quality apply to IEC/NEMA
Standard

HESF 2

HORIZONTAL SINGLE LINE WIRE ENAMELLING MACHINE

DIMENSION RANGE

	HESF2/2-2/35 F
	HESF2/4-4/35 F
	HESF2/2-3/35+15 F

• Number of lines □ Number of ovens F = felt

0.08 – 0.15 mm / awg 40 – 34.5

The horizontal HESF2 enamelling machine is the latest progressive standard of a perfect solution for the production of base and over-coated wires with single line oven system. It works with up to three different enamels with equal baking conditions. The single line concept offers high reliability, efficiency, flexibility and perfect quality. Equipped with semiautomatic string-in.

TECHNICAL DATA

PRODUCTION DATA

Speed range	0 - 1500 m/min.
Sizes of finished wire reels	max. 315 mm
Max. inlet diameter	0.5 mm

RATED POWER

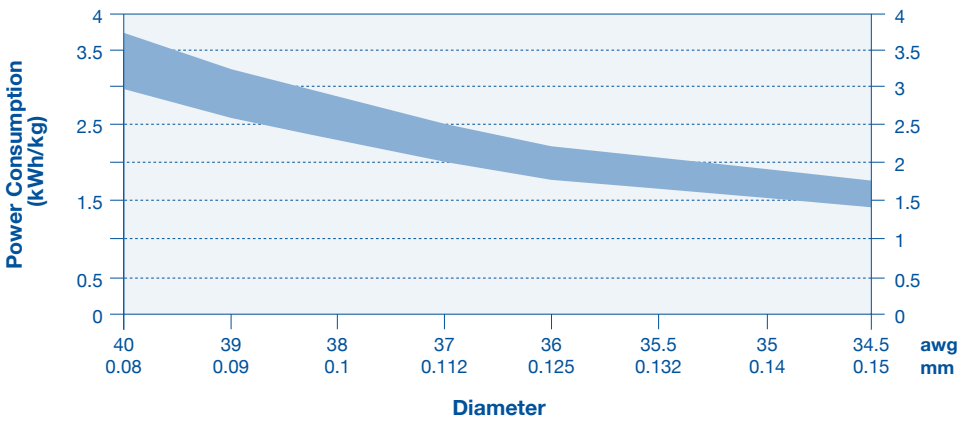
Total rated power	60 kW (thermal and motive)
-------------------	----------------------------

MECHANICAL

Max. number of enamel passes	max. 35 (up to 3 enamels) 50 selfbond
Oven-length	5.8 m
Annealer-length	7.2 m
Machine width max.	2.2 m
Machine length (excl. spooler, pay-off, drawing mc)	11.2 m

* not valid for SB-machines

POWER CONSUMPTION*



* values valid for:

PEI G1, 22% SC, 26°C ambient temperature, depending on number of enamel tanks, wire inlet diameter, drawing die sequence, enamel-

ling die sequence and number of lines.

Performance (VD) of the machine according MAG Machine-Performance table as well as based on the Tangent Delta Value of the enamel

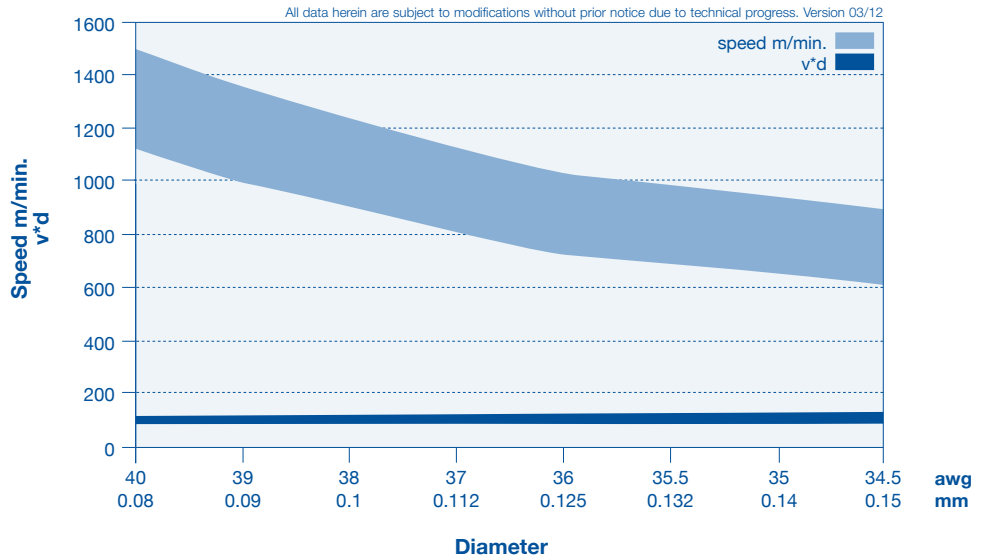
supplier of the used standard enamel.

The information given is correct to the best of our knowledge. It is offered in good faith but without guarantee in the legal sense.

OUTPUT-TABLE

4 lines			
(diameter)	(diameter)	(kg/24h)	(kg/24h)
mm	awg	PU	PEI
0.08	40	380	290
0.09	39	440	320
0.1	38	500	360
0.112	37	560	410
0.125	36	650	460
0.132	35.5	690	480
0.14	35	740	520
0.15	34.5	810	550

PERFORMANCE DATA*



* values for Grade 2 application are approx. 5% lower

* values for AI Overcoat are approx. 5% lower than PEI

* values for NY Overcoat are approx. 5% lower than PU

* depend on suitable production materials and conditions

* final production quality apply to IEC/NEMA Standard